

FORMS

Troop Meeting Plan	116
The Campfire Program Planner	117
Local Tour Permit Application	119
Troop Resource Survey	121
Individual Scout Record	123
First Class—First Year Tracking Sheet	125
Personal Health and	
Medical Record Form—Class 3	127
Leadership Transfer Notice	129
Transfer Form (Youth Member)	130
The 50-Miler Program/50-Miler Award Application . .	131
The Historic Trails Program/	
Historic Trails Award Application	132
National President's Scoutmaster	
Award of Merit	133
Scoutmaster Award of Merit Nomination	134
Advancement Report	135
Outdoor Program Checklist	137
Eagle Scout Rank Application	139
World Friendship Fund Form	141
Rank Requirements	142

(Program Feature)

TROOP MEETING PLAN

Date _____ Week _____

ACTIVITY	DESCRIPTION	RUN BY	TIME
Preopening _____ minutes			
Opening Ceremony _____ minutes			
Skills Instruction _____ minutes	<ul style="list-style-type: none">• New-Scout patrol• Regular patrol• Venture patrol		
Patrol Meetings _____ minutes			
Interpatrol Activity _____ minutes			
Closing _____ minutes Total 90 minutes of meeting	<ul style="list-style-type: none">• Scoutmaster's Minute.	SM	
After the Meeting			

THE CAMPFIRE PROGRAM PLANNER

How to use this sheet: Be sure that every feature of this campfire program upholds Scouting's highest traditions.

1. In a campfire planning meeting, fill in the top of the Campfire Program sheet (over).
2. On the Campfire Program Planner (below), list all units and individuals who will participate in the program.
3. Write down the name, description, and type of song, stunt, or story they have planned.
4. The MC organizes songs, stunts, and stories in a good sequence considering timing, variety, smoothness, and showmanship.
5. The master-of-the-campfire makes out the Campfire Program sheet (over).
6. Copies of the program are given to all participants.

Cheer Planner	Spot

Song Planner	Spot

Campfire Program Planner			
Group or Individual	Description	Type	Spot
Opening	Main event		
Closing			
Headliner			
Song leader			
Cheerleader			

CAMPFIRE PROGRAM

Place _____

Date _____

Time _____

Camp director's approval: _____

Campers notified _____ Area set up by _____

Campfire planning meeting _____

M. C. _____ Campfire built by _____

Song leader _____ Fire put out by _____

Cheerleader _____ Cleanup by _____

Spot	Title of Stunt, Song, or Story	By _____	Time
1	Opening—and firelighting		
2	Greeting—introduction	M.C.	
3	Sing— Yell—		
4			
5			
6			
7			
8			
9			
10			
11			
12			
13			
14			
15			
16			
17			
18			
19			
20			
21			
22	Closing		

LOCAL TOUR PERMIT APPLICATION

FOR TRIPS AND CAMPS UNDER 500 MILES

LOCAL PERMIT NO. _____ DATE ISSUED _____

This application must be filed with local council service center two weeks in advance of scheduled activity for proper clearance. It is used for trips of less than 500 miles. If destination is 500 miles or more one way or outside the U.S.A. (local council camp excepted), use National Tour Permit Application, No. 4419C. Units going into wilderness or backcountry areas must carry a copy of and abide by the principles of Leave No Trace, No. 21-105.

Type of unit _____ No. _____ Town _____ District _____ hereby applies
for a permit and submits plans herewith for a trip from _____, 20____, to _____, 20____.

Give itinerary if tour; or destination if camp, including route description for reaching campsite (for long trip attach map indicating route and overnight stops):

Type of trip: ☐ One day ☐ Touring camp ☐ Short-term camp ☐ Long-term camp (Furnish copy of program and menus.)

Activity Standards: Where swimming or boating is included in the program, Safe Swim Defense, No. 34370A, and/or Safety Afloat, No. 34368B, standards are to be followed. If climbing/rappelling is included, then Climb On Safely, No. 20-099B (which recommends the American Red Cross's standard first aid and When Help Is Delayed or equivalent course), must be followed.

One adult in the group must be trained as outlined:

Name	Age	Safe Swim Defense Date Taken	Safety Afloat Date Taken	Climb on Safety Date Taken

At least one person must be trained in CPR from any recognized agency for Safety Afloat and Climb On Safely.

Name	Age	CPR Training	Agency	Expiration Date

At least one adult on a pack overnigher must have completed Basic Adult Leader Outdoor Orientation (BALOO, No. 34162).

Name	Age	Date BALOO Training Completed

Note: Unit must have a contingency plan for inclement weather.

Mode of transportation: ☐ Car ☐ RV ☐ Van ☐ Bus ☐ Boat ☐ Canoe ☐ Train ☐ Hiking ☐ Truck ☐ Other _____

(The beds of trucks and camper trucks are approved for equipment only—passengers are allowed only in the cab.)

Tour will include _____ youth and _____ adults. Have parents' approvals been secured? _____

It is the tour leader's and unit committee member's understanding that all drivers, vehicles, and insurance coverages will meet the national requirements as listed on the reverse side of this application.

Leadership and personnel: Boy Scouts of America policy requires at least two adult leaders on all camping trips and tours. Coed Venturing crews must have both male and female leadership. The adult leader in charge of this group must be at least 21 years old.

Youth Protection Training:

- All registered adults participating in any nationally conducted event or activity must have completed the BSA Youth Protection Training.
- At least one registered adult who has completed BSA Youth Protection Training must be present at all other events and activities that require a tour permit.

Tour leader's name _____ Print or type **Age** _____ **Phone** _____

Address _____

I have in my possession a copy of Guide to Safe Scouting, No. 34416, and have read it. _____ Tour leader's signature

Assistant tour leader's name _____ **Age** _____ **Phone** _____

Address _____

Signed by member of unit committee

Signatures must be from two different people.

Signed by tour leader

RETAIN IN COUNCIL SERVICE CENTER

OFFICIAL LOCAL TOUR OR CAMP PERMIT BOY SCOUTS OF AMERICA

This permit should be in the possession of group leader at all times and displayed when requested by Scouting officials or other duly authorized persons.

Permit issued to _____ No. _____ Town _____
Type of unit

Name of tour leader _____ Age _____ Address _____

Name of tour leader _____ Age _____ Address _____

Permit covers all travel between _____ and _____

Dates of trip from _____, 20____, to _____, 20____

Total youth _____ Total adults _____

This group has given the local council every assurance that they will conduct themselves according to the best standards of Scouting and observe all rules of health, safety, and sanitation as prescribed by the Boy Scouts of America and as stated in the Pledge of Performance on the reverse side of this permit.

These spaces are for the signatures and comments of officials where the group camps or stays for one night or more. Signatures indicate that the cooperation and conduct of the Cub Scout, Boy Scout, Varsity Scout, or Venturing group were satisfactory in every way.

Date	Place	Signature	Comment

Local Permit No. _____
Date Issued _____

Council Stamp

Not official unless council stamp appears here.

Council name and address

Council phone no.

Signed for the council



TROOP RESOURCE SURVEY

Boy Scouting is for adults as well as boys. We invite you to share your skills and interests so the best possible program can be developed for the Boy Scouts in this troop. In making this survey, the committee wishes to find ways you can enjoy using your talents to help our Scouts. Your cooperation is greatly appreciated.

Welcome to the Scout family of Troop No. _____ in the _____ Council.

Please return this survey to _____

(Please print)

Name _____

Street address _____

City _____ State _____ Zip _____

Home phone _____ Mobile phone _____

Business phone _____ E-mail address _____

1. What is your favorite hobby? _____ Occupation _____

2. In what sports do you take an active part? _____

3. Would you be willing to assist the troop leaders and committee members occasionally? _____

4. Please check the areas in which you would be willing to help:

General Activities

- ☐ Campouts
- ☐ Hikes
- ☐ Outdoor activities
- ☐ Troop meetings
- ☐ Swimming supervision
- ☐ Bookkeeping
- ☐ Typing
- ☐ Drawing/art
- ☐ Transportation of Scouts
- ☐ Transportation of equipment
- ☐ Other _____
(please print)


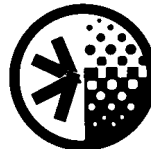
Special Program Assistance

- ☐ I can participate in boards of review.
- ☐ I have a minivan or _____ truck.
- ☐ I have a workshop.
- ☐ I have family camping gear.
- ☐ I have access to camping property.
- ☐ I can make contacts for special trips and activities.
- ☐ I can help with troop equipment.
- ☐ Other _____
(please print)

5. Please check any Scouting skills you would be willing to teach:

- | | |
|--|--|
| <input type="checkbox"/> Ropework (knots and lashings) | <input type="checkbox"/> Conservation |
| <input type="checkbox"/> Outdoor cooking | <input type="checkbox"/> Aquatics |
| <input type="checkbox"/> First aid | <input type="checkbox"/> Knife and ax handling |
| <input type="checkbox"/> Star study | <input type="checkbox"/> Citizenship |
| <input type="checkbox"/> Map and compass use | <input type="checkbox"/> Camping |

Check the merit badges on the other side of this sheet that you are willing to help Boy Scouts earn.






MERIT BADGES

Check the merit badges that you can help Boy Scouts earn.

- | | | | |
|---|---|--|--|
| <input type="checkbox"/> American Business | <input type="checkbox"/> Crime Prevention | <input type="checkbox"/> Insect Study | <input type="checkbox"/> Reading |
| <input type="checkbox"/> American Cultures | <input type="checkbox"/> Cycling | <input type="checkbox"/> Journalism | <input type="checkbox"/> Reptile and Amphibian Study |
| <input type="checkbox"/> American Heritage | <input type="checkbox"/> Dentistry | <input type="checkbox"/> Landscape Architecture | <input type="checkbox"/> Rifle Shooting |
| <input type="checkbox"/> American Labor | <input type="checkbox"/> Disabilities Awareness | <input type="checkbox"/> Law | <input type="checkbox"/> Rowing |
| <input type="checkbox"/> Animal Science | <input type="checkbox"/> Dog Care | <input type="checkbox"/> Leatherwork | <input type="checkbox"/> Safety |
| <input type="checkbox"/> Archaeology | <input type="checkbox"/> Drafting | <input type="checkbox"/> Lifesaving | <input type="checkbox"/> Salesmanship |
| <input type="checkbox"/> Archery | <input type="checkbox"/> Electricity | <input type="checkbox"/> Mammal Study | <input type="checkbox"/> Scholarship |
| <input type="checkbox"/> Architecture | <input type="checkbox"/> Electronics | <input type="checkbox"/> Medicine | <input type="checkbox"/> Sculpture |
| <input type="checkbox"/> Art | <input type="checkbox"/> Emergency Preparedness | <input type="checkbox"/> Metalwork | <input type="checkbox"/> Shotgun Shooting |
| <input type="checkbox"/> Astronomy | <input type="checkbox"/> Energy | <input type="checkbox"/> Model Design and Building | <input type="checkbox"/> Skating |
| <input type="checkbox"/> Athletics | <input type="checkbox"/> Engineering | <input type="checkbox"/> Motorboating | <input type="checkbox"/> Small-Boat Sailing |
| <input type="checkbox"/> Auto Mechanics | <input type="checkbox"/> Entrepreneurship | <input type="checkbox"/> Music and Bugling | <input type="checkbox"/> Snow Sports |
| <input type="checkbox"/> Aviation | <input type="checkbox"/> Environmental Science | <input type="checkbox"/> Nature | <input type="checkbox"/> Soil and Water Conservation |
| <input type="checkbox"/> Backpacking | <input type="checkbox"/> Family Life | <input type="checkbox"/> Nuclear Science | <input type="checkbox"/> Space Exploration |
| <input type="checkbox"/> Basketry | <input type="checkbox"/> Farm Mechanics | <input type="checkbox"/> Oceanography | <input type="checkbox"/> Sports |
| <input type="checkbox"/> Bird Study | <input type="checkbox"/> Fingerprinting | <input type="checkbox"/> Orienteering | <input type="checkbox"/> Stamp Collecting |
| <input type="checkbox"/> Bugling (See Music) | <input type="checkbox"/> Fire Safety | <input type="checkbox"/> Painting | <input type="checkbox"/> Surveying |
| <input type="checkbox"/> Camping | <input type="checkbox"/> First Aid | <input type="checkbox"/> Personal Fitness | <input type="checkbox"/> Swimming |
| <input type="checkbox"/> Canoeing | <input type="checkbox"/> Fish and Wildlife Management | <input type="checkbox"/> Personal Management | <input type="checkbox"/> Textile |
| <input type="checkbox"/> Chemistry | <input type="checkbox"/> Fishing | <input type="checkbox"/> Pets | <input type="checkbox"/> Theater |
| <input type="checkbox"/> Cinematography | <input type="checkbox"/> Fly-Fishing | <input type="checkbox"/> Photography | <input type="checkbox"/> Traffic Safety |
| <input type="checkbox"/> Citizenship in the Community | <input type="checkbox"/> Forestry | <input type="checkbox"/> Pioneering | <input type="checkbox"/> Truck Transportation |
| <input type="checkbox"/> Citizenship in the Nation | <input type="checkbox"/> Gardening | <input type="checkbox"/> Plant Science | <input type="checkbox"/> Veterinary Medicine |
| <input type="checkbox"/> Citizenship in the World | <input type="checkbox"/> Genealogy | <input type="checkbox"/> Plumbing | <input type="checkbox"/> Waterskiing |
| <input type="checkbox"/> Climbing | <input type="checkbox"/> Geology | <input type="checkbox"/> Pottery | <input type="checkbox"/> Weather |
| <input type="checkbox"/> Coin Collecting | <input type="checkbox"/> Golf | <input type="checkbox"/> Public Health | <input type="checkbox"/> Whitewater |
| <input type="checkbox"/> Collections | <input type="checkbox"/> Graphic Arts | <input type="checkbox"/> Public Speaking | <input type="checkbox"/> Wilderness Survival |
| <input type="checkbox"/> Communications | <input type="checkbox"/> Hiking | <input type="checkbox"/> Pulp and Paper | <input type="checkbox"/> Wood Carving |
| <input type="checkbox"/> Composite Materials | <input type="checkbox"/> Home Repairs | <input type="checkbox"/> Radio | <input type="checkbox"/> Woodwork |
| <input type="checkbox"/> Computers | <input type="checkbox"/> Horsemanship | <input type="checkbox"/> Railroadng | |
| <input type="checkbox"/> Cooking | <input type="checkbox"/> Indian Lore | | |

Other skills and activities I could assist in for the older-Scout program:

- | | | | |
|---|---|--|--|
| <input type="checkbox"/> Backpacking | <input type="checkbox"/> Freestyle biking | <input type="checkbox"/> Rappelling | <input type="checkbox"/> Survival |
| <input type="checkbox"/> Basketball | <input type="checkbox"/> Golf | <input type="checkbox"/> Sailing | <input type="checkbox"/> Swimming |
| <input type="checkbox"/> Bowling | <input type="checkbox"/> Hockey | <input type="checkbox"/> Scuba diving | <input type="checkbox"/> Tennis |
| <input type="checkbox"/> Business | <input type="checkbox"/> Kayaking | <input type="checkbox"/> Shooting sports | <input type="checkbox"/> Video/photography |
| <input type="checkbox"/> Cross-country skiing | <input type="checkbox"/> Mechanics | <input type="checkbox"/> Slow-pitch softball | <input type="checkbox"/> Volleyball |
| <input type="checkbox"/> Cycling | <input type="checkbox"/> Mountain man | <input type="checkbox"/> Snow camping | <input type="checkbox"/> Whitewater canoeing |
| <input type="checkbox"/> Downhill skiing | <input type="checkbox"/> Orienteering | <input type="checkbox"/> Soccer | <input type="checkbox"/> Windsurfing |
| <input type="checkbox"/> Fishing | <input type="checkbox"/> Rafting | <input type="checkbox"/> Spelunking | |





INDIVIDUAL SCOUT RECORD

PERSONAL DATA

Name _____
Address _____
City _____ State, zip code _____
Phone _____ Date of birth _____
Church or synagogue _____
School _____

Parent's name _____
Business address _____
City _____ State, zip code _____
Business phone _____ Occupation _____

TROOP/TEAM

NO. _____

PATROL

MEMBERSHIP

Cub Scout—from _____ to _____ Rank _____
Webelos Scout—from _____ to _____
Pack No. _____ City _____ State _____
Became Boy Scout (registered) _____
Transfer in _____
Transfer out _____

Became Varsity Scout or Venturer _____
Date

ORDER OF THE ARROW

Election _____
Date
Ordeal _____
Date
Brotherhood _____
Date
Vigil Honor _____
Date

ATTENDANCE AND DUES

T = PRESENT AT TROOP MEETING
S = PRESENT AT SERVICE PROJECT
A = PRESENT AT TROOP, DISTRICT, OR COUNCIL ACTIVITY

H = PRESENT ON TROOP HIKE
C = PRESENT AT OVERNIGHT CAMP
C³ = (Numeral indicates number of days and nights in camp)

10¢, 15¢, 25¢, 50¢, \$1 = AMOUNT PAID ON DATE SHOWN
✓ = DUES PAID AHEAD OR BACK

YEAR	ATTENDANCE				DUES			
DATE →								
JAN. DATE →								
FEB. DATE →								
MAR. DATE →								
APR. DATE →								
MAY DATE →								
JUNE DATE →								
JULY DATE →								
AUG. DATE →								
SEPT. DATE →								
OCT. DATE →								
NOV. DATE →								
DEC. DATE →								

YEAR	ATTENDANCE				DUES			
DATE →								
JAN. DATE →								
FEB. DATE →								
MAR. DATE →								
APR. DATE →								
MAY DATE →								
JUNE DATE →								
JULY DATE →								
AUG. DATE →								
SEPT. DATE →								
OCT. DATE →								
NOV. DATE →								
DEC. DATE →								

YEAR	ATTENDANCE				DUES			
DATE →								
JAN. DATE →								
FEB. DATE →								
MAR. DATE →								
APR. DATE →								
MAY DATE →								
JUNE DATE →								
JULY DATE →								
AUG. DATE →								
SEPT. DATE →								
OCT. DATE →								
NOV. DATE →								
DEC. DATE →								

Scout's last name

TROOP POSITIONS OF RESPONSIBILITY

	From (Date)	To (Date)
Den chief		
Librarian		
Quartermaster		
Scribe		
Historian		
Instructor		
Varsity program manager		
Chaplain aide		
Varsity team captain		
Varsity team co-captain		
Varsity team secretary		
Patrol leader		
Squad leader		
Assistant senior patrol leader ...		
Senior patrol leader		
Troop guide		
Junior assistant Scoutmaster		

Note: Each of the positions of responsibility listed above can help fulfill requirements for the Eagle Scout Award.

MERIT BADGE LIST

1. Camping	38. Cooking	83. Photography
2. Citizenship in the Community	131. Crime Prevention	84. Pioneering
3. Citizenship in the Nation	40. Dentistry	85. Plant Science
4. Citizenship in the World	60. Disabilities Awareness	86. Plumbing
5. Communications	41. Dog Care	87. Pottery
39. Cycling	42. Drafting	89. Public Health
6. Emergency Preparedness	43. Electricity	90. Public Speaking
7. Environmental Science	44. Electronics	91. Pulp and Paper
129. Family Life	45. Energy	93. Radio
8. First Aid	46. Engineering	94. Railroad
61. Hiking	134. Entrepreneurship	95. Reading
9. Lifesaving	48. Farm Mechanics	96. Reptile and Amphibian Study
10. Personal Fitness	49. Fingerprinting	123. Rifle Shooting
11. Personal Management	50. Fire Safety	98. Rowing
14. Swimming	51. Fish and Wildlife Management	12. Safety
15. American Business	52. Fishing	99. Salesmanship
17. American Cultures	136. Fly-Fishing	100. Scholarship
16. American Heritage	54. Forestry	101. Sculpture
121. American Labor	55. Gardening	124. Shotgun Shooting
18. Animal Science	56. Genealogy	103. Skating
132. Archaeology	58. Geology	105. Small-Boat Sailing
19. Archery	59. Golf	135. Snow Sports
20. Architecture	122. Graphic Arts	106. Soil and Water Conservation
21. Art	62. Home Repairs	107. Space Exploration
22. Astronomy	63. Horsemanship	13. Sports
23. Athletics	64. Indian Lore	108. Stamp Collecting
127. Auto Mechanics	65. Insect Study	109. Surveying
25. Aviation	66. Journalism	110. Textile
26. Backpacking	67. Landscape Architecture	111. Theater
27. Basketry	68. Law	112. Traffic Safety
29. Bird Study	69. Leatherwork	113. Truck Transportation
32. Bugling	71. Mammal Study	114. Veterinary Medicine
33. Canoeing	130. Medicine	115. Waterskiing
34. Chemistry	74. Metalwork	116. Weather
126. Cinematography	75. Model Design and Building	125. Whitewater
133. Climbing	76. Motorboating	117. Wilderness Survival
35. Coin Collecting	77. Music	118. Wood Carving
137. Composite Materials	78. Nature	119. Woodwork
128. Collections	24. Nuclear Science	
36. Computers	79. Oceanography	
	80. Orienteering	
	81. Painting	
	82. Pets	

Merit badges on required list for Eagle are in boldface.

ADVANCEMENT REQUIREMENTS

Enter date earned for each merit badge, rank, and individual requirement.

Indicate specific skills and merit badges earned for each rank.

BOY SCOUT

1. Joining requirements _____ Date _____
 2. Scoutmaster conference _____

TENDERFOOT RANK

1. Preparing to camp _____ Date _____
 2. Overnight camp _____
 3. Preparing a meal _____
 4a. Whipping and fusing rope _____
 4b. Tying hitches _____
 5. Safe hiking rules _____
 6. Care of the flag _____
 7. Scouting principles _____
 8. Patrol knowledge _____
 9. Buddy system _____
 10a. Physical test _____
 10b. Physical improvement _____
 11. Poisonous plants _____
 12a. Heimlich maneuver _____
 12b. First aid _____
 13. Scout spirit _____
 14. Scoutmaster conference _____
 15. Board of review _____

SECOND CLASS RANK

- 1a. Map and compass use _____ Date _____
 1b. Map and compass hike _____
 2a. Troop/patrol activities _____
 2b. Tent pitching _____
 2c. Wood tools _____
 2d. Cooking fire _____
 2e. Lightweight stoves _____
 2f. Lighting a fire and stove _____
 2g. Preparing a meal _____
 3. Care of the flag _____
 4. Service project _____
 5. Animal identification _____
 6a. "Hurry" cases _____
 6b. First-aid kit _____
 6c. First aid _____
 7a. Safe swimming _____
 7b. Swimming skills _____
 7c. Water rescue methods _____
 8. Health programs _____
 9. Scout spirit _____
 10. Scoutmaster conference _____
 11. Board of review _____

FIRST CLASS RANK

1. Finding your way _____ Date _____
 2. Orienteering _____
 3. Troop/patrol activities _____
 4a. Planning a menu _____
 4b. Purchasing food _____
 4c. Cooking gear _____
 4d. Safe handling of food _____
 4e. Camp cooking _____
 5. Citizenship _____
 6. Plant identification _____
 7a. Appropriate use of lashings _____
 7b. Hitches and lashings _____
 7c. Camp gadget _____
 8a. Bowline knot _____
 8b. Bandages _____
 8c. Transporting a victim _____
 8d. CPR _____

- 9a. Safe trip afloat _____
 9b. BSA swimmer test _____
 9c. Line rescue _____
 10. Scout spirit _____
 11. Inviting a friend _____
 12. Scoutmaster conference _____
 13. Board of review _____

STAR RANK

1. Participation _____ Date _____
 2. Scout spirit _____
 3. _____ merit badge* _____
 _____ merit badge* _____
 _____ merit badge* _____
 _____ merit badge _____
 4. Service projects _____
 5. Leadership _____
 6. Scoutmaster conference _____
 7. Board of review _____

*Total of 6 merit badges, including any 4 from required list for Eagle.

LIFE RANK

1. Participation _____ Date _____
 2. Scout spirit _____
 _____ merit badge* _____
 _____ merit badge* _____
 _____ merit badge* _____
 _____ merit badge _____
 4. Service projects _____
 5. Leadership _____
 6. Scoutmaster conference _____
 7. Board of review _____

*Total of 11 merit badges, including any 3 more from required list for Eagle.

EAGLE SCOUT AWARD

1. Participation _____ Date _____
 2. Scout spirit _____
 3. _____ merit badge* _____
 _____ merit badge* _____
 _____ merit badge* _____
 _____ merit badge* _____
 _____ merit badge _____
 _____ merit badge _____
 _____ merit badge _____
 4. Leadership _____
 5. Service project leader _____
 6. Scoutmaster conference _____
 7. Board of review _____

*Total of 21 merit badges, including 12 (at least one in each category) from the required list for Eagle. See *Boy Scout Requirements* for categories.

BRONZE PALM

Date _____

GOLD PALM

Date _____

SILVER PALM

Date _____

FIRST CLASS—FIRST YEAR TRACKING SHEET

Date _____

Name _____ Date joined _____ Class goal _____
(Date)

Category	Goal Attainment*			Requirements		Date Scheduled	Date Completed
	Trp	Out	Own	Rank	Number		
Outdoor		X		T	1	_____	_____
			X	T	2	_____	_____
			X	T	3	_____	_____
		X	X	T	4a	_____	_____
		X	X	T	4b	_____	_____
		X	X	T	5	_____	_____
		X	X	T	11	_____	_____
			X	S	1a	_____	_____
			X	S	1b	_____	_____
			X	S	2a	_____	_____
			X	S	2b	_____	_____
			X	S	2c	_____	_____
			X	S	2d	_____	_____
		X	X	S	2e	_____	_____
			X	S	2f	_____	_____
			X	S	2g	_____	_____
		X	X	S	5	_____	_____
		X	X	F	1	_____	_____
			X	F	2	_____	_____
			X	F	3	_____	_____
		X	X	F	4a	_____	_____
		X	X	F	4b	_____	_____
		X	X	F	4c	_____	_____
		X	X	F	4d	_____	_____
			X	F	4e	_____	_____
		X	X	F	6	_____	_____
		X	X	F	7a	_____	_____
		X	X	F	7b	_____	_____
		X	X	F	7c	_____	_____
	Physical fitness		X	X	X	T	10a
		X	X	X	T	10b	_____
		X	X		S	7a	_____
		X	X		S	7b	_____
		X	X		S	7c	_____
		X	X		S	8	_____
		X	X		F	9a	_____
		X	X		F	9b	_____
		X	X		F	9c	_____
		X	X				_____

*Goal attainment—locations where Scout may work on his rank requirements:
 Trp — Troop meetings
 Out — Outings
 Own — On his own

Category	Goal Attainment*			Requirements		Date Scheduled	Date Completed
	Trp	Out	Own	Rank	Number		
Citizenship	x	x		T	6	_____	_____
	x	x		T	12a	_____	_____
	x	x		T	12b	_____	_____
	x	x	x	S	3	_____	_____
	x	x	x	S	4	_____	_____
	x	x		S	6a	_____	_____
	x	x		S	6b	_____	_____
	x	x		S	6c	_____	_____
	x	x	x	F	5	_____	_____
	x	x		F	8a	_____	_____
	x	x		F	8b	_____	_____
	x	x		F	8c	_____	_____
	x	x		F	8d	_____	_____
Patrol/troop participation	x			T	8	_____	_____
	x			S	9	_____	_____
	x			F	10	_____	_____
Personal development	x	x		T	7	_____	_____
	x		x	T	9	_____	_____
			x	T	13	_____	_____
			x	S	10	_____	_____
			x	F	11	_____	_____
Completed				Tenderfoot Second Class First Class		_____	_____

*Goal attainment—locations where Scout may work on his rank requirements:
 Trp — Troop meetings
 Out — Outings
 Own — On his own

REVIEW FOR CAMP OR SPECIAL ACTIVITY

DATE	AGENCY AND ACTIVITY	BY	"OK"	PHYSICIAN RECHECK NEEDED	RESULTS OF RECHECK	INITIAL

INTERVAL RECORD (CAMP, CAMPOREE, TOURNAMENT, TRAVEL, ETC.)

DATE, TIME, PLACE, ETC.	FINDINGS, DIAGNOSES, TREATMENT, INSTRUCTIONS, DISPOSITION, ETC.	BY:



LEADERSHIP TRANSFER NOTICE

Mail this form directly to the individual's new council or if this is not known, mail the form to Registration Service, S218, Boy Scouts of America, 1325 West Walnut Hill Lane, P.O. Box 152079, Irving, TX 75015-2079.

Region

Council No.

CHECK

- ☐ This individual, registered in this council, has rendered valuable service and is now moving to your area. I would recommend a contact by a Scouter in your council to provide the opportunity to continue Scouting.

OR

- ☐ This individual, applying for registration, has indicated previous registration in your council. Please complete this form and return it to the address at the bottom of this page.

Name _____

New address _____

Former address _____

Occupation _____

Present Scouting position _____ Expire date _____

Highest youth rank achieved _____

Circle individual's strength(s).

Boy leadership, supervisory leadership, district commissioner, unit commissioner, administrative positions, training, finance, Cub Scouting, Boy Scouting, Varsity Scouting, Venturing, camping, special events, unit organization, other (specify) _____

ADULT REGISTRATION RECORD

Position	Unit	Local Council	From	To

TRAINING COURSES COMPLETED AND SPECIAL AWARDS RECEIVED

Name of Training Course or Special Award	Date

Date _____ Signed _____
Scout Executive

New Council Name _____

Address _____ Zip Code _____

SEE OTHER SIDE FOR TRANSFER FORM (YOUTH MEMBER)

TRANSFER FORM

(YOUTH MEMBER)

PROCEDURE FOR TRANSFER



1. Unit leader issues transfer form to each member transferring to another unit in the same or another council.
2. Unit leader approves transfer form and includes complete Scouting record.
3. Member presents transfer form to unit leader of unit being joined.
4. Leader of the new unit registers member on proper application.

INFORMATION FROM UNIT THAT MEMBER IS LEAVING

Please transfer _____

from _____ No. _____ of _____
Pack, Troop, Team, Crew, Ship City and State

This member is registered in this unit until _____ *Boys' Life* subscription expires _____
Expire date

Reason for transferring _____

REGISTRATION RECORD

Type of unit	Number	City and State	From	To

SCOUTING HISTORY

Cub Scout Record	Varsity Scout Record	Activity Badges and Merit Badges (Give award and date.)	Offices Held and other Honors Secured, Including Order of the Arrow
Bobcat _____	Letter _____		
Tiger Cub _____			
Wolf _____	Venturing Record		
Bear _____	Bronze _____		
Webelos _____	Gold _____		
Arrow of Light _____	Silver _____		
Boy Scout/Varsity Scout Record	Ranger _____		
	Sea Scout Ranks		
Boy Scout _____	Apprentice _____		
Tenderfoot _____	Ordinary _____		
Second Class _____	Able _____		
First Class _____	Quartermaster _____		
Star _____	Camping History		
Life _____	Number of days _____		
Eagle _____	Long-term _____		
Palms _____	Short-term _____		


I hereby certify to the correctness of the above record. _____

Unit leader

Date

SEE OTHER SIDE FOR LEADERSHIP TRANSFER NOTICE

THE 50-MILER PROGRAM



The primary objective of this program is to stimulate Boy Scout, Varsity Scout, and Venturer interest in the ideals of the movement and to promote activity that will result in personal fitness, self-reliance, knowledge of wood lore, and a practical understanding of conservation.

Chartered unit participation is most desirable; however, provisional groups are eligible. This award does not apply if any other award is available for a trip.

The Boy Scout, Varsity Scout, or Venturing unit or provisional group must follow these rules for a 50-Miler trip:

- Select a suitable trail or waterway.
- Adult leaders 21 or older must make the entire trip.
- If the trip is 500 miles or more from homes of group members (local council camp excepted) or crosses national boundaries and into the territory of other nations, a National Tour Permit Application, No. 4419B, is necessary. For trips and overnight camps less than 500 miles, use a Local Tour Permit Application, No. 34426B.

Award Requirements

The 50-Miler Award is presented to each qualifying individual for satisfactory participation in an approved trip. In order to qualify for the award, the group of which the individual is a member must fulfill all of the following requirements:

1. Make complete and satisfactory plans for the trip, including the possibilities of advancement.
2. Cover the trail or canoe or boat route of not less than 50 consecutive miles; take a minimum of five consecutive days to complete the trip without the aid of motors. (In some areas pack animals may be used.)
3. During the time on the trail or waterway, complete a minimum of 10 hours each of group work on projects to improve the trail, springs, campsite, portage, or area. If, after checking with recognized authorities, it is not possible to complete 10 hours each of group work on the trail, a similar project may be done in the unit's home area. (There should be no unauthorized cutting of brush or timber.)
4. Unit or tour leader must then file the 50-Miler Award application with the local council service center.

Detach and send the report below to your local council service center.

50-MILER AWARD APPLICATION

(Note: This award does not apply if any other award is available for this trip.)

To: Local Council Only (Do not send to national office.)

Unit No. _____ Tour Permit No. _____

Provision group _____ (check)

District _____

Local Council Action

Approved _____ Disapproved _____

1. Name of trail or waterway _____
Give state and nearest town.

From _____ to _____ (minimum of five consecutive days required)
Date Date

2. Trip was (check appropriate terms) ☐ by boat ☐ by canoe ☐ on foot ☐ by bicycle ☐ by horseback

3. Trail or waterway covered: from _____ to _____
Starting point Finishing point

Total mileage _____ (must be at least 50 continuous miles)

4. This group completed 10 hours of trail work, as follows. (Give details as to type of Good Turn, such as clearing trail, repairing bridges, cleaning up campsites and springs, leaving wood supply, etc.) _____

5. Total Boy Scouts, Varsity Scouts, Venturers, and leaders eligible for the 50-Miler Award _____

6. Enter our order for _____ decals, No. 33490 _____ embroidered awards, No. 00191 _____ leather awards, No. 00241

_____ Staff Shield, No. 14131

(Contact your local council service center for current prices.)

Approved _____
Unit or tour leader

(NOTE: Embroidered and leather awards are not worn on uniforms but may be attached to tents, packs, or blankets. Decals may be used on canoes, paddles, or plaques.)

34408A 2004 Boy Scouts of America

Address

Phone

THE HISTORIC TRAILS PROGRAM



Love of America and devotion to our country depend upon a thorough appreciation of the ideals, principles, and traditions that have made our country strong. Historic Trails Award requirements emphasize coop-

eration between historic societies and Boy Scout, Varsity Scout, and Venturing units. A unit should establish a close relationship with a local society as soon as possible when planning a historic activity—most communities have such societies.

Reports from many units indicate that these societies have been eager to offer their cooperation by

- Suggesting trails or sites that are suitable for unit historic activities and exploration
- Providing units with historic information about the trails or sites
- Offering guidance to units during restoration and marking projects
- Financing the cost of materials used by units for restoration and marking projects
- Staging historic pageants and ceremonies with unit participation
- Directing public attention to unit historic activities through newspapers, television, and radio

If the trip is 500 miles or more from homes of group members (local council camp excepted) or crosses national boundaries and into the territory of other nations, a National Tour Permit Application, No. 4419B, is necessary. For trips and overnight camps less than 500 miles, use a Local Tour Permit Application, No. 34426B.

Award Requirements

To earn the award, members of your unit must plan and participate in a historic activity. A unit historic activity requires members to

1. Locate a historic trail or site and study information relating to it. (The information may be obtained from an adult historic society, public library, or people living near the trail or site.)
2. Hike or camp two days and one night along the trail or in the vicinity of the site.
3. Cooperate with an adult group such as a historic society to restore and mark all or part of this trail or site. (This may be done during the hike or overnight camp.) Or cooperate with such a group to plan and stage a historic pageant, ceremony, or other public event related to this trail or site—such an event should be large enough to merit coverage by the local press.

Your unit leader must then file the Historic Trails Award application with your local council service center.

Detach and send the report below to your local council service center.

HISTORIC TRAILS AWARD APPLICATION

(Note: Only chartered units may apply for this award. This award does not apply if any other award is available for this trip.)

To: Local Council Only (Do not send to national office.)

Unit No. _____ Tour Permit No. _____

District _____

Local Council Action

Approved _____ Disapproved _____

1. Name of historic trail or site covered _____
Give state and nearest town.

From _____ to _____ (two days and one night required)
Date Date

2. Type of historic observance, pageant, dedication, etc., in which unit participated _____
OR type of historic project carried out (such as erecting marker, plaque, sign, etc.) _____

(Note: Unit must have done either activity above.)

3. Name of local historic society or association with which the unit cooperated in this event _____

4. Total number of Boy Scouts, Varsity Scouts, Venturers, and leaders eligible for the Historic Trails Award _____

5. Enter our order for _____ embroidered awards, No. 00188 _____ leather awards, No. 00244 (Contact your local council service center for current prices.)

(NOTE: Embroidered and leather awards are not worn on uniforms but may be attached to tents, packs, blankets.)

34408A 2003 Boy Scouts of America

Approved _____
Unit or tour leader

Address

Phone

BOY SCOUTS OF AMERICA

**NATIONAL PRESIDENT'S
SCOUTMASTER AWARD OF MERIT**

Background

Shortly after the National Eagle Scout Association was established in 1972, it began to make available a NESA Scoutmaster Award. The award was presented to one Scoutmaster per BSA area each year. These Scoutmasters' records demonstrated proper use of Boy Scout advancement, and a significant number of their Boy Scouts attained the Eagle Scout rank. This award was discontinued on December 31, 1987.

The president of the Boy Scouts of America requested that NESA convert its award into a Scoutmaster Award of Merit that could be earned by all Scoutmasters. His rationale was that there is a need for recognizing Scoutmasters relatively early in their work in that position, before they qualify for the Scouter's Key.

Requirements

The nominee need not be an Eagle Scout but must:

1. Be a currently registered Scoutmaster who has served in that position for at least 18 months.
2. Have achieved the Quality Unit Award at least once during the period of service.
3. Have completed Boy Scout Leader Fast Start Orientation, New Leader Essentials, Scoutmaster and Assistant Scoutmaster Leader Specific Training, and Introduction to Outdoor Leader Skills.
4. Have a record of proper use of the Boy Scout advancement program, resulting in a majority of Boy Scouts in the troop attaining the First Class rank.
5. Have a record of
 - Development of youth leadership through the patrol method
 - Positive relations with the troop's chartered organization
 - An extensive outdoor program including strong summer camp attendance
 - A positive image of Scouting in the community
 - A troop operation that attracts and retains Boy Scouts

Procedure

The chair of the troop committee has the responsibility of nominating the Scoutmaster on behalf of the patrol leaders' council and the troop committee.

The nomination is certified by the unit commissioner and forwarded to the local council service center.

The nomination should be approved by the Scout executive and either the council NESA chair or the council commissioner.

The Scout executive will forward the nomination to the director of the National Eagle Scout Association at the national office.

Award

A full-color certificate will be provided by NESA free of charge. A cost of \$1.50 per certificate will be charged for a certificate with the recipient's name laser-printed. Payment should accompany the order.

The National Eagle Scout Association will send the certificates to the Scout executive via pouch mail. Please allow two to four weeks for turnaround time.

A full-color, 6-inch jacket patch, No. 00147, is available through the Supply Division.

A square knot (white on tan) for the uniform, No. 05001, is available through the Supply Division.

Presentations

The award may be presented at an appropriate chartered organization or unit function with acknowledgment at a district or council event or at a district or council recognition event.

Note: Nominees may earn the Scoutmaster Award of Merit one time only.

SCOUTMASTER AWARD OF MERIT NOMINATION

Submit to your local council service center.

Nominee's name as it is to appear on certificate _____

Address _____

City _____ State _____ Zip _____

Inclusive dates of service as Scoutmaster (include month and year) _____

The nominee is a currently registered Scoutmaster with troop No. _____,

with a commission that expires on _____, 20 _____.

Date(s) troop received Quality Unit Award _____

Date nominee completed Boy Scout Leader Fast Start Orientation _____

Date nominee completed New Leader Essentials _____

Date nominee completed Scoutmaster and Assistant Scoutmaster Leader Specific Training _____

Date nominee completed Introduction to Outdoor Leader Skills _____

Attach the following:

- A list of Boy Scouts who became First Class Scouts during the nominee's tenure as a Scoutmaster
- A statement by the senior patrol leader on behalf of the patrol leaders' council and the troop committee chair attesting to the nominee's performance as Scoutmaster. (This statement is certified by the senior patrol leader and troop committee chair.)

Nominated by _____
Troop committee chair



Certified by _____
Unit/district commissioner

Date _____

Approved by _____ and _____
Scout executive Council NESA chair or council commissioner

With Pleasure, Pride, and Gratitude, the
PRESIDENT, BOY SCOUTS OF AMERICA
Joins with the
NATIONAL EAGLE SCOUT ASSOCIATION
In Recognizing the Devotion of

By Tendering This
SCOUTMASTER AWARD OF MERIT
For service with
Enthusiasm, Wisdom, Experience, and Understanding
Resulting in a Dynamic Boy Scout Troop Operation




President

Chief Scout Executive

President, National Eagle Scout Association

INSIGNIA PURCHASE ORDER

SHIP TO	Name		Address		
	City	State	Zip	For presentation on (date)	

Reverse carbons before completing this side.

Quantity	Number	Badge	Price Each*	Total Amount	Quantity	Number	Badge	Price Each*	Total Amount
CUB SCOUT					BOY SCOUT/VARSITY SCOUT				
	41	Bobcat Pin				414	Scout (metal)		
	370	Bobcat (cloth)				415	Scout (cloth)		
	371	Wolf (cloth)				116	Scout Miniature Pin		
	30	Wolf Miniature Pin				10	Tenderfoot (metal)		
	374	Bear (cloth)				416	Tenderfoot (cloth)		
	31	Bear Miniature Pin				119	Tenderfoot Miniature Pin		
	306	Gold Arrow Point				14	Second Class (metal)		
	307	Silver Arrow Point				417	Second Class (cloth)		
	32	Webelos Miniature Pin				120	Second Class Miniature Pin		
	43	Webelos Badge (cloth)				17	First Class (metal)		
	44A	Arrow of Light (cloth)				418	First Class (cloth)		
	463	Arrow of Light (metal)				121	First Class Miniature Pin		
	115	Arrow of Light Miniature Pin				92	Star (metal)		
	465A	Aquanaut Activity Badge				419	Star (cloth)		
	466A	Artist Activity Badge				122	Star Miniature Pin		
	467A	Athlete Activity Badge				91	Life (metal)		
	468A	Citizen Activity Badge				420	Life (cloth)		
	495A	Communicator Activity Badge				123	Life Miniature Pin		
	469A	Craftsman Activity Badge					Eagle	Restricted	
	470A	Engineer Activity Badge				489	Eagle (cloth)		
	492A	Family Member Activity Badge				5018	Eagle (knot on khaki)		
	496A	Fitness Activity Badge				124A	Eagle Miniature Pin		
	471A	Forester Activity Badge				335	Bronze Palm		
	472A	Geologist Activity Badge				336	Gold Palm		
	493A	Handyman Activity Badge				337	Silver Palm		
	473A	Naturalist Activity Badge				401	Merit Badges (attach list)		
	474A	Outdoorsman Activity Badge				7820A	Venture Varsity Letter		
	494A	Readyman Activity Badge							
	475A	Scholar Activity Badge							
	476A	Scientist Activity Badge							
	477A	Showman Activity Badge							
	478A	Sportsman Activity Badge							
	479A	Traveler Activity Badge							
	458	Compass Points Emblem							
	459	Compass Points Device							
			Total	\$					
SEA SCOUTS									
	229	Apprentice (for blue uniform)							
	239	Apprentice (for white uniform)							
	228	Ordinary (for blue uniform)							
	238	Ordinary (for white uniform)							
	227	Able (for blue uniform)							
	237	Able (for white uniform)							
		Quartermaster	Restricted						
	5016	Quartermaster (blue knot on white)							
	5884	Quartermaster Patch							
	5805A	Quartermaster Miniature Pin							
	5806	Small-Boat Handler							
	5807	Qualified Seaman							
			Total	\$					
					<div> <div> TOTAL AMOUNT OF ORDER \$ </div> <div> SALES TAX (where applicable) \$ </div> <div> TOTAL AMOUNT ENCLOSED \$ </div> </div>				

NOTE: Mothers are authorized to wear the miniature pin of their son's rank.

***Check with council service center for current prices.**

A restricted award can be ordered only on the application for that award.

OUTDOOR PROGRAM CHECKLIST

Date of Program _____ **Location** _____

I. Administration

- | | |
|--|--|
| <input type="checkbox"/> Tour permits | <input type="checkbox"/> Licenses (fishing, boats, etc.) |
| <input type="checkbox"/> Parents' permission/information | <input type="checkbox"/> Camp cost |
| <input type="checkbox"/> Insurance | <input type="checkbox"/> Local requirements |
| <input type="checkbox"/> Budget done | <input type="checkbox"/> Permits/reservations |
| <input type="checkbox"/> Personal health histories | <input type="checkbox"/> _____ |

II. Leadership

- ☐ Second leader _____ ☐ Third leader _____

III. Transportation

- ☐ Driver _____ ☐ Driver _____
- ☐ Driver _____ ☐ Driver _____
- ☐ Equipment hauled by _____

IV. Location

- ☐ Maps to and from _____ ☐ Arrival time _____
- ☐ Driver time _____ ☐ Departure time _____
- ☐ Special gear needed _____

V. Equipment

- () Personal _____ () Program _____
- () Troop _____ () Emergency _____
- () First-aid supplies _____

VI. Feeding

- () Menu planned _____ () Patrol duties roster _____
- () Who buys food _____ () Food storage _____
- () Fuel supply _____

VII. Sanitation

- () Drinking water _____ () Human waste _____
- () Dishwashing _____ () Garbage disposal _____

VIII. Safety

- () Nearest medical facility _____ () Emergency no. _____
- () Nearest town _____ () First-aid provider in group _____
- () Ranger contact _____ () Police no. _____

IX. Program

- () Program planned () Long-term
- () Short-term () Rainy-day activities
- () Special program equipment _____
- () Patrol assignments

TO THE EAGLE SCOUT RANK APPLICANT. This application is to be completed after you have completed all requirements for the Eagle Scout rank. **Print in ink or type all information. List the month, day, and year for all dates.** When using computer date blocks list the date: July 8, 1970, as 07 (for July) 08 (for day) 70 (for year). When you have completed this application, sign it and submit it to your unit leader.

FOR COUNCIL USE ONLY	
COUNCIL NO.	TYPE OF UNIT
REGION C, N, S, W	NATIONAL NO.
NAME ON OFFICIAL REGISTRATION	

[illegible]

Date joined a Boy Scout troop

Date became a Varsity Scout

Date became a Venturer

Date of First Class Scout board of review

Date of Star Scout board of review

Were you a Cub Scout?

Were you a Webelos Scout?

Did you earn the Arrow of Light Award?

Had you completed fifth grade upon joining

Month		Day		Year	

☐ Yes ☐ No
☐ Yes ☐ No
☐ Yes ☐ No
☐ Yes ☐ No

Date of birth

Month		Day		Year	

Age of Life Scout
board of review

Month		Day		Year	

Date of Life Scout board of review

Month		Day		Year	

	Name	Address	Telephone
Parents/guardians			
Religious			
Educational			
Employer (if any)			
Two other references			

MERIT BADGE	DATE EARNED					UNIT NO.	MERIT BADGE	DATE EARNED					UNIT NO.	MERIT BADGE	DATE EARNED					UNIT NO.
1 CAMPING							8 FIRST AID							15						
2 CITIZENSHIP IN THE COMMUNITY							*†9 CYCLING <i>OR</i> HIKING <i>OR</i> SWIMMING							16						
3 CITIZENSHIP IN THE NATION							10 PERSONAL MANAGEMENT							17						
4 CITIZENSHIP IN THE WORLD							†11 PERSONAL FITNESS							18						
5 COMMUNICATIONS							12 FAMILY LIFE							19						
*6 EMERGENCY PREPARED-NESS <i>OR</i> LIFESAVING							13							20						
7 ENVIRONMENTAL SCIENCE							14							21						

†Effective April 1, 1999.

REQUIREMENT 4. While a Life Scout, serve actively for a period of six months in one or more of the following positions of responsibility. **List only those positions served after Life board of review date.**

Boy Scout troop. Patrol leader, assistant senior patrol leader, senior patrol leader, troop guide, Order of the Arrow troop representative, den chief, scribe, librarian, quartermaster, junior assistant Scoutmaster, chaplain aide, instructor, historian, Venture patrol leader

Varsity Scout team. Captain, cocaptain, program manager, squad leader, team secretary, librarian, quartermaster, chaplain aide, instructor, den chief, Order of the Arrow team representative

Venturing crew/ship. President, vice president, secretary, treasurer, boatswain, boatswain's mate, yeoman, purser, storekeeper

		Date of Life Scout board of review	<table border="1"><tr><td></td><td></td><td></td><td></td><td></td><td></td></tr><tr><td>Month</td><td>Day</td><td>Year</td><td></td><td></td><td></td></tr></table>							Month	Day	Year																
Month	Day	Year																										
Position _____	FROM	<table border="1"><tr><td></td><td></td><td></td><td></td><td></td><td></td></tr><tr><td>Month</td><td>Day</td><td>Year</td><td></td><td></td><td></td></tr></table>							Month	Day	Year				TO	<table border="1"><tr><td></td><td></td><td></td><td></td><td></td><td></td></tr><tr><td>Month</td><td>Day</td><td>Year</td><td></td><td></td><td></td></tr></table>							Month	Day	Year			
Month	Day	Year																										
Month	Day	Year																										
Position _____	FROM	<table border="1"><tr><td></td><td></td><td></td><td></td><td></td><td></td></tr><tr><td>Month</td><td>Day</td><td>Year</td><td></td><td></td><td></td></tr></table>							Month	Day	Year				TO	<table border="1"><tr><td></td><td></td><td></td><td></td><td></td><td></td></tr><tr><td>Month</td><td>Day</td><td>Year</td><td></td><td></td><td></td></tr></table>							Month	Day	Year			
Month	Day	Year																										
Month	Day	Year																										

REQUIREMENT 5. While a Life Scout, **plan, develop, and give leadership to others** in a service project helpful to any religious institution, any school, or your community. The project idea must be approved by your Scoutmaster and troop committee and by the council or district before you start. **You must use the *Eagle Scout Leadership Service Project Workbook, No. 18-927*, in meeting this requirement.**

Date project was completed

Month	Day	Year			

REQUIREMENT 6. Attach to this application a statement of your ambitions and life purpose and a listing of positions held in your religious institution, school, camp, community, or other organizations during which you demonstrated leadership skills. Include honors and awards received during this service. Take part in a Scoutmaster conference with your unit leader.

Date conference was held

Month	Day	Year			

CERTIFICATION BY APPLICANT. On my honor as a Scout/Venturer, all statements on this application are true and correct. All requirements were completed prior to my 18th birthday.

Signature of applicant _____ Telephone _____ Date

Month	Day	Year			

UNIT APPROVAL (personal signatures required)

Signature of unit leader _____ Telephone _____ Date

Month	Day	Year			

Signature of unit committee chair _____ Telephone _____ Date

Month	Day	Year			

BSA LOCAL COUNCIL CERTIFICATION. According to the records of this council, the applicant is a registered member of this unit and all dates listed are correct.

Signed _____ Position _____ Date

Month	Day	Year			

ACTIONS BY EAGLE SCOUT BOARD OF REVIEW. The applicant appeared before the Eagle Scout board of review on this date and this application was approved.

Review date

Month	Day	Year			

 This date will be used on the Eagle Scout credentials.

Signature of board chairman Signature of council/district board representative (if applicable)

I certify that all procedures, as outlined in *Advancement Committee Policies and Procedures*, have been followed. I approve this application.

Scout Executive _____ Date

Month	Day	Year			

Presentation of the rank may not be made until the Eagle Scout credentials are received by the BSA local council.



NATIONAL EAGLE SCOUT ASSOCIATION. The National Eagle Scout Association is a fellowship of men who have achieved the Eagle Scout rank. Membership embraces the top achievers of the Boy Scouts of America. Benefits include a subscription to *Eagleletter*. The journal keeps NESA members informed on Scouting in general and Eagle Scouting in particular.

Applications are available at your local council service center.

Regular five-year memberships are \$25. Life memberships are \$180.

EDITIONS OF THIS APPLICATION PREVIOUS TO THE 2000 REVISION SHOULD NOT BE USED.

EAGLE SCOUT SERVICE VALIDATION

WORLD FRIENDSHIP FUND



Date: _____

TO: International Division
Boy Scouts of America
1325 West Walnut Hill Lane
P.O. Box 152079
Irving, TX 75015-2079

The members of the Scoutmastership Fundamentals (The Outdoor Program) have made a contribution to extend world friendship in a personal way.

*A check to World Friendship Fund in the amount of \$ _____ is enclosed.

Council name _____ No. _____

Council address _____

(Signed) _____.

Course director

*(Request separate check from that for fees and supplies).
(Send direct to International Division).

TENDERFOOT RANK REQUIREMENTS

<p>1. Present yourself to your leader, properly dressed, before going on an overnight camping trip. Show the camping gear you will use. Show the right way to pack and carry it.</p>												
<p>2. Spend at least one night on a patrol or troop campout. Sleep in a tent you have helped pitch.</p>												
<p>3. On the campout, assist in preparing and cooking one of your patrol's meals. Tell why it is important for each patrol member to share in meal preparation and cleanup, and explain the importance of eating together.</p>												
<p>4a. Demonstrate how to whip and fuse the ends of a rope.</p>												
<p>4b. Demonstrate that you know how to tie the following knots and tell what their uses are: two half hitches and the taut-line hitch.</p>												
<p>5. Explain the rules of safe hiking, both on the highway and cross-country, during the day and at night. Explain what to do if you are lost.</p>												
<p>6. Demonstrate how to display, raise, lower, and fold the American flag.</p>												
<p>7. Repeat from memory and explain in your own words the Scout Oath, Law, motto, and slogan.</p>												
<p>8. Know your patrol name, give the patrol yell, and describe your patrol flag.</p>												
<p>9. Explain why we use the buddy system in Scouting.</p>												
<p>10a. Record your best in the following tests: (Page 57)</p> <table style="width: 100%; border: none;"> <thead> <tr> <th style="text-align: left; width: 50%;">Current results</th> <th style="text-align: left; width: 50%;">30 days later</th> </tr> </thead> <tbody> <tr> <td>Push-ups _____</td> <td>Push-ups _____</td> </tr> <tr> <td>Pull-ups _____</td> <td>Pull-ups _____</td> </tr> <tr> <td>Sit-ups _____</td> <td>Sit-ups _____</td> </tr> <tr> <td>Standing long jump (_____ feet _____ inches)</td> <td>Standing long jump (_____ feet _____ inches)</td> </tr> <tr> <td>¼-mile walk/run _____</td> <td>¼-mile walk/run _____</td> </tr> </tbody> </table>	Current results	30 days later	Push-ups _____	Push-ups _____	Pull-ups _____	Pull-ups _____	Sit-ups _____	Sit-ups _____	Standing long jump (_____ feet _____ inches)	Standing long jump (_____ feet _____ inches)	¼-mile walk/run _____	¼-mile walk/run _____
Current results	30 days later											
Push-ups _____	Push-ups _____											
Pull-ups _____	Pull-ups _____											
Sit-ups _____	Sit-ups _____											
Standing long jump (_____ feet _____ inches)	Standing long jump (_____ feet _____ inches)											
¼-mile walk/run _____	¼-mile walk/run _____											
<p>10b. Show improvement in the activities listed in requirement 10a after practicing for 30 days.</p>												

TENDERFOOT RANK REQUIREMENTS

11. Identify local poisonous plants; tell how to treat for exposure to them.
12a. Demonstrate the Heimlich maneuver and tell when it is used.
12b. Show first aid for the following: <ul style="list-style-type: none">• Simple cuts and scratches• Blisters on the hand and foot• Minor burns or scalds (first-degree)• Bites or stings of insects and ticks• Venomous snakebite• Nosebleed• Frostbite and sunburn
13. Demonstrate Scout spirit by living the Scout Oath (Promise) and Scout Law in your everyday life.
14. Participate in a Scoutmaster conference.
15. Complete your board of review.

NOTE: Alternate requirements for the Tenderfoot rank are available for Scouts with physical or mental disabilities if they meet the criteria listed in the *Boy Scout Requirements* book, No. 33215.

SECOND CLASS RANK REQUIREMENTS

1a. Demonstrate how a compass works and how to orient a map. Explain what map symbols mean.
1b. Using a compass and a map together, take a 5-mile hike (or 10 miles by bike) approved by your adult leader and your parent or guardian.*
2a. Since joining, have participated in five separate troop/patrol activities (other than troop/patrol meetings), two of which included camping overnight.
2b. On one of these campouts, select your patrol site and sleep in a tent that you pitched.
2c. On one campout, demonstrate proper care, sharpening, and use of the knife, saw, and ax, and describe when they should be used.
2d. Use the tools listed in requirement 2c to prepare tinder, kindling, and fuel for a cooking fire.
2e. Discuss when it is appropriate to use a cooking fire and a lightweight stove. Discuss the safety procedures for using both.
2f. Demonstrate how to light a fire and a lightweight stove.
2g. On one campout, plan and cook over an open fire one hot breakfast or lunch for yourself, selecting foods from the food pyramid. Explain the importance of good nutrition. Tell how to transport, store, and prepare the foods you selected.
3. Participate in a flag ceremony for your school, religious institution, chartered organization, community, or troop activity.
4. Participate in an approved (minimum of one hour) service project.
5. Identify or show evidence of at least ten kinds of wild animals (birds, mammals, reptiles, fish, mollusks) found in your community.
6a. Show what to do for “hurry” cases of stopped breathing, serious bleeding, and internal poisoning.
6b. Prepare a personal first-aid kit to take with you on a hike.

***If you use a wheelchair or crutches, or if it is difficult for you to get around, you may substitute “trip” for “hike.”**

SECOND CLASS RANK REQUIREMENTS

<p>6c. Demonstrate first aid for the following:</p> <ul style="list-style-type: none"> • Object in the eye • Bite of a suspected rabid animal • Puncture wounds from a splinter, nail, and fishhook • Serious burns (second-degree) • Heat exhaustion • Shock • Heatstroke, dehydration, hypothermia, and hyperventilation
<p>7a. Tell what precautions must be taken for a safe swim.</p>
<p>7b. Demonstrate your ability to jump feetfirst into water over your head in depth, level off and swim 25 feet on the surface, stop, turn sharply, resume swimming, then return to your starting place.</p>
<p>7c. Demonstrate water rescue methods by reaching with your arm or leg, by reaching with a suitable object, and by throwing lines and objects. Explain why swimming rescues should not be attempted when a reaching or throwing rescue is possible, and explain why and how a rescue swimmer should avoid contact with the victim.</p>
<p>8. Participate in a school, community, or troop program on the dangers of using drugs, alcohol, and tobacco and other practices that could be harmful to your health. Discuss your participation in the program with your family.</p>
<p>9. Demonstrate Scout spirit by living the Scout Oath (Promise) and Scout Law in your everyday life.</p>
<p>10. Participate in a Scoutmaster conference.</p>
<p>11. Complete your board of review.</p>

NOTE: Alternate requirements for the Second Class rank are available for Scouts with physical or mental disabilities if they meet the criteria listed in the *Boy Scout Requirements* book, No. 33215.

FIRST CLASS

RANK REQUIREMENTS

1. Demonstrate how to find directions during the day and at night without using a compass.
2. Using a compass, complete an orienteering course that covers at least one mile and requires measuring the height and/or width of designated items (tree, tower, canyon, ditch, etc.).
3. Since joining, have participated in ten separate troop/patrol activities (other than troop/patrol meetings), three of which included camping overnight.
4a. Help plan a patrol menu for one campout that includes at least one breakfast, one lunch, and one dinner, and that requires cooking at least two of the meals. Tell how the menu includes the foods from the food pyramid and meets nutritional needs.
4b. Using the menu planned in requirement 4a, make a list showing the cost and food amounts needed to feed three or more boys and secure the ingredients.
4c. Tell which pans, utensils, and other gear will be needed to cook and serve these meals.
4d. Explain the procedures to follow in the safe handling and storage of fresh meats, dairy products, eggs, vegetables, and other perishable food products. Tell how to properly dispose of camp garbage, cans, plastic containers, and other rubbish.
4e. On one campout, serve as your patrol's cook. Supervise your assistant(s) in using a stove or building a cooking fire. Prepare the breakfast, lunch, and dinner planned in requirement 4a. Lead your patrol in saying grace at the meals and supervise cleanup.
5. Visit and discuss with a selected individual approved by your leader (elected official, judge, attorney, civil servant, principal, teacher) your Constitutional rights and obligations as a U.S. citizen.
6. Identify or show evidence of at least ten kinds of native plants found in your community.
7a. Discuss when you should and should not use lashings.
7b. Demonstrate tying the timber hitch and clove hitch and their use in square, shear, and diagonal lashings by joining two or more poles or staves together.

FIRST CLASS RANK REQUIREMENTS

7c. Use lashing to make a useful camp gadget.
8a. Demonstrate tying the bowline knot and describe several ways it can be used.
8b. Demonstrate bandages for a sprained ankle and for injuries on the head, the upper arm, and the collarbone.
8c. Show how to transport by yourself, and with one other person, a person <ul style="list-style-type: none"> • From a smoke-filled room • With a sprained ankle, for at least 25 yards
8d. Tell the five most common signs of a heart attack. Explain the steps (procedures) in cardiopulmonary resuscitation (CPR).
9a. Tell what precautions must be taken for a safe trip afloat.
9b. Successfully complete the BSA swimmer test.
9c. With a helper and a practice victim, show a line rescue both as tender and as rescuer. (The practice victim should be approximately 30 feet from shore in deep water.)
10. Demonstrate Scout spirit by living the Scout Oath (Promise) and Scout Law in your everyday life.
11. Tell someone who is eligible to join Boy Scouts, or an inactive Boy Scout, about your troop's activities. Invite him to a troop outing, activity, service project, or meeting. Tell him how to join, or encourage the inactive Boy Scout to become active.
12. Participate in a Scoutmaster conference.
13. Complete your board of review.

NOTE: Alternate requirements for the First Class rank are available for Scouts with physical or mental disabilities if they meet the criteria listed in the *Boy Scout Requirements* book, No. 33215.

As you complete each requirement, ask your Scoutmaster or someone designated by your Scoutmaster to initial his or her approval.

STAR SCOUT RANK REQUIREMENTS

1. Be active in your troop and patrol for at least four months as a First Class Scout.
2. Demonstrate Scout spirit by living the Scout Oath (Promise) and Scout Law in your everyday life.
<p>3. Earn six merit badges, including any four from the required list for Eagle.</p> <p>Name of Merit Badge</p> <p>_____ (required for Eagle)*</p> <p>_____ (required for Eagle)*</p> <p>_____ (required for Eagle)*</p> <p>_____ (required for Eagle)*</p> <p>_____</p> <p>_____</p>
4. While a First Class Scout, take part in service projects totaling at least six hours of work. These projects must be approved by your Scoutmaster.
<p>5. While a First Class Scout, serve actively for four months in one or more of the following positions of responsibility (or carry out a Scoutmaster-assigned leadership project to help the troop):</p> <p>Boy Scout troop. Patrol leader, assistant senior patrol leader, senior patrol leader, troop guide, Order of the Arrow troop representative, den chief, scribe, librarian, historian, quartermaster, bugler, junior assistant Scoutmaster, chaplain aide, or instructor.</p> <p>Varsity Scout team. Captain, cocaptain, program manager, squad leader, team secretary, Order of the Arrow team representative, librarian, historian, quartermaster, chaplain aide, instructor, or den chief.</p> <p>Venturing crew/Sea Scout ship. President, vice president, secretary, treasurer, boatswain, boatswain's mate, yeoman, purser, or storekeeper.</p>
6. Take part in a Scoutmaster conference.
7. Complete your board of review.

***A Scout may choose any of the 15 required merit badges in the 12 categories to fulfill requirement 3. See page 180 of this book for a complete list of required badges for Eagle.**

LIFE SCOUT RANK REQUIREMENTS

1. Be active in your troop and patrol for at least six months as a Star Scout.
2. Demonstrate Scout spirit by living the Scout Oath (Promise) and Scout Law in your everyday life.
3. Earn five more merit badges (so that you have 11 in all), including any three more from the required list for Eagle. <div style="margin-top: 10px;"> Name of Merit Badge <div style="border-bottom: 1px solid black; width: 100%;"></div> <div style="text-align: right;">(required for Eagle) *</div> <div style="border-bottom: 1px solid black; width: 100%;"></div> <div style="text-align: right;">(required for Eagle) *</div> <div style="border-bottom: 1px solid black; width: 100%;"></div> <div style="text-align: right;">(required for Eagle) *</div> <div style="border-bottom: 1px solid black; width: 100%;"></div> <div style="border-bottom: 1px solid black; width: 100%;"></div> </div>
4. While a Star Scout, take part in service projects totaling at least six hours of work. These projects must be approved by your Scoutmaster.
5. While a Star Scout, serve actively for six months in one or more of the positions of responsibility listed in requirement 5 for Star Scout (or carry out a Scoutmaster-assigned leadership project to help the troop).
6. Take part in a Scoutmaster conference.
7. Complete your board of review.

***A Scout may choose any of the 15 required merit badges in the 12 categories to fulfill requirement 3. See page 180 of this book for a complete list of required badges for Eagle.**

EAGLE SCOUT RANK REQUIREMENTS

1. Be active in your troop, team, crew, or shop for at least six months as a Life Scout.

2. Demonstrate that you live by the principles of the Scout Oath and Law in your daily life. List the names of individuals who know you personally and would be willing to provide a recommendation on your behalf, including parents/guardians, religious, educational, and employer references.

3. Earn a total of 21 merit badges (10 more than you already have), including the following: (a) First Aid, (b) Citizenship in the Community, (c) Citizenship in the Nation, (d) Citizenship in the World, (e) Communications, (f) Personal Fitness, (g) Emergency Preparedness OR Lifesaving, (h) Environmental Science, (i) Personal Management, (j) Swimming OR Hiking OR Cycling, (k) Camping, and (l) Family Life.*

Name of Merit Badge

_____ (required for Eagle)

_____ (required for Eagle)

_____ (required for Eagle)

_____ (required for Eagle)

_____ (required for Eagle)

***You must choose only one merit badge listed in items g and j. If you have earned more than one of the badges listed in items g and j, choose one and list the remaining badges to make your total of 21.**

EAGLE SCOUT RANK REQUIREMENTS

4. While a Life Scout, serve actively for a period of six months in one or more of the following positions of responsibility:

Boy Scout troop. Patrol leader, assistant senior patrol leader, senior patrol leader, troop guide, Order of the Arrow troop representative, historian, den chief, scribe, librarian, historian, quartermaster, junior assistant Scoutmaster, chaplain aide, or instructor.

Varsity Scout team. Captain, cocaptain, program manager, squad leader, team secretary, Order of the Arrow team representative, historian, librarian, quartermaster, chaplain aide, instructor, or den chief.

Venturing crew/Sea Scout ship. President, vice president, secretary, treasurer, boatswain, boatswain's mate, yeoman, purser, or storekeeper.

5. While a Life Scout, plan, develop, and give leadership to others in a service project helpful to any religious institution, any school, or your community. (The project should benefit an organization other than Boy Scouting.) The project idea must be approved by the organization benefiting from the effort, your Scoutmaster and troop committee, and the council or district before you start. You must use the Eagle Scout Leadership Service Project Workbook, BSA publication No. 18-927, in meeting this requirement.

6. Take part in a Scoutmaster conference.

7. Successfully complete an Eagle Scout board of review.

AGE REQUIREMENT ELIGIBILITY. Merit badges, badges of rank, and Eagle Palms may be earned by a registered Boy Scout, Varsity Scout, or Venturer.

He may earn these awards until his 18th birthday. Any Venturer who achieved the First Class rank as a Boy Scout in a troop or Varsity Scout in a team may continue working for the Star, Life, and Eagle Scout ranks and Eagle Palms while registered as a Venturer up to his 18th birthday. Scouts and Venturers who have completed all requirements prior to their 18th birthday may be reviewed within three months after that date with no explanation. Boards of review conducted between three and six months after the candidate's 18th birthday must be preapproved by the local council.

A statement by an adult explaining the reason for the delay must be attached to the Eagle Scout Rank Application when it is submitted to the Eagle Scout Service. *The Boy Scout Division at the national office must be contacted for procedures to follow if a board of review is to be conducted more than six months after a candidate's 18th birthday.*

If you have a permanent physical or mental disability, you may become an Eagle Scout by qualifying for as many required merit badges as you can and qualifying for alternative merit badges for the rest. If you seek to become an Eagle Scout under this procedure, you must submit a special application to your local council service center. Your application must be approved by your council advancement committee *before you can work on alternative merit badges.*

A Scout or Venturer with a disability may work toward rank advancement after he is 18 years of age. See *Advancement Committee Policies and Procedures* for details.

EAGLE PALM REQUIREMENTS

After becoming an Eagle Scout, you may earn Palms by completing the following requirements:

1. Be active in your troop and patrol for at least three months after becoming an Eagle Scout or after award of last Palm.
2. Demonstrate Scout spirit by living the Scout Oath (Promise) and Scout Law in your everyday life.
3. Make a satisfactory effort to develop and demonstrate leadership ability.
4. Earn five additional merit badges beyond those required for Eagle or last Palm.*
5. Take part in a Scoutmaster conference.
6. Complete a board of review.

You may wear only the proper combination of Palms for the number of merit badges you earned beyond the rank of Eagle. The Bronze Palm represents five merit badges, the Gold Palm 10, and the Silver Palm 15.